

# VectaFluor™ Duet

## Immunofluorescence Double Labeling Kits



Together we breakthrough™

Apply two colors in one step using the VectaFluor Duet Immunofluorescence (IF) Double Labeling Kit. These kits are designed to save time and effort in double labeling IF protocols that can potentially be long and tedious. The kits are configured to detect a mouse and a rabbit primary antibody present on the species with green and red fluorescence in one step.

Two kit configurations are available as indicated in the Table to the right.

Selection of a VectaFluor Duet format is an individual preference. However, consideration should be given to certain parameters such as prevalence of the respective target antigens within a tissue section, and whether the more abundant antigen will be viewed with a green or red signal. Consider also possible overlap or col-localization of the antigens and which combination may yield the most optimal results.

### Key advantages

- ✓ Two colors in one step
- ✓ Ready-To-Use (RTU)
- ✓ Robust cocktail formulation of DyLight™ anti-mouse IgG and DyLight anti-rabbit IgG

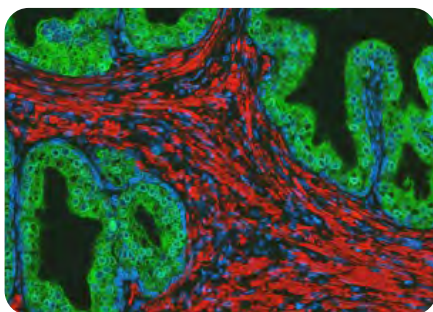
Product	Cat. No.
VectaFluor™ Duet IF Double Labeling Kit <span style="color: green;">■</span> DyLight 488 Anti-Rabbit (green) <span style="color: red;">■</span> DyLight 594 Anti-Mouse (red)	DK-8818
VectaFluor™ Duet IF Double Labeling Kit <span style="color: red;">■</span> DyLight 594 Anti-Rabbit (red) <span style="color: green;">■</span> DyLight 488 Anti-Mouse (green)	DK-8828

### Each VectaFluor Duet Kit Includes:

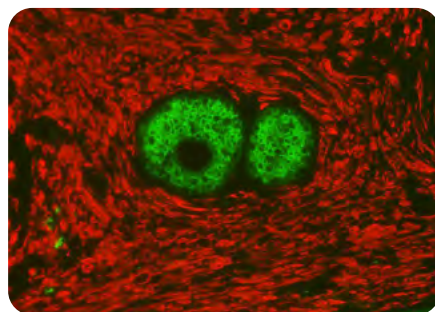
- ✓ 15 ml VectaFluor Duet Reagent
- ✓ 15 ml 2.5% Normal Horse Serum for blocking, RTU

Each kit is sufficient to label approximately 150 tissue sections.

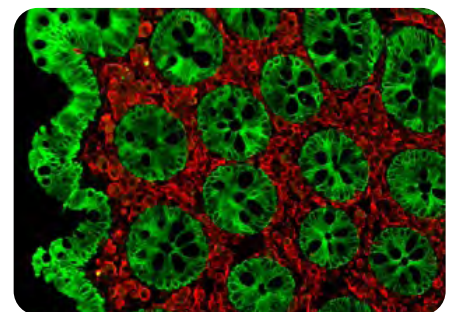
Our affinity purified, extensively cross-adsorbed secondary antibodies are conjugated to DyLight dyes in a manner that ensures a maximum degree of labeling without compromising antibody affinity or specificity. The red and green pair of DyLight anti-mouse/anti-rabbit antibodies are then combined into a robust, stable cocktail formulation that yields sensitive, consistent dual staining. VectaFluor Duet Kit is compatible with fluorescence staining of cells and tissues.



Prostate: Rabbit Anti-PSA (MAB) and Mouse Anti-Smooth Muscle Actin detected simultaneously with VectaFluor Duet, DyLight 488 Anti-Rabbit (green)/DyLight 594 Anti-Mouse (red). Mounted in VECTASHIELD® HardSet™ Mounting Medium with DAPI.



Prostate: Rabbit Anti-PSA (MAB) and Mouse Anti-Smooth Muscle Actin detected simultaneously with VectaFluor Duet, DyLight 488 Anti-Rabbit (green)/DyLight 594 Anti-Mouse (red). Mounted in VECTASHIELD HardSet Mounting Medium.



Colon: Mouse Anti-Cytokeratin (AE1/AE3) and Rabbit Anti-Vimentin detected simultaneously with VectaFluor Duet, DyLight 488 Anti-Mouse (green)/DyLight 594 Anti-Rabbit (red). Mounted in VECTASHIELD HardSet Mounting Medium.

Available in Canada from...



1-888-593-5969 • [www.biolynx.ca](http://www.biolynx.ca) • [tech@chromspec.com](mailto:tech@chromspec.com)

[vectorlabs.com](http://vectorlabs.com)



# VectaFluor™

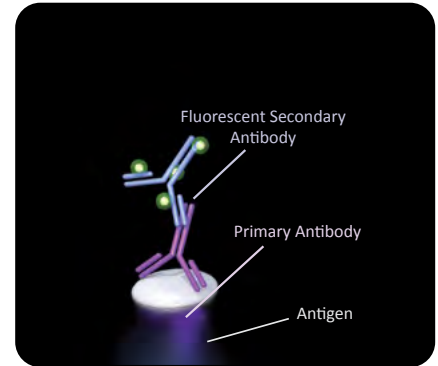
## Ready-to-Use DyLight™ Labeled Secondary Antibodies

VectaFluor Ready-to-Use (R.T.U.) DyLight dye-labeled Secondary Antibodies offer maximum convenience for fluorescence staining of cells and tissues. Our affinity purified, highly cross-adsorbed secondary antibodies are conjugated to DyLight dyes in a manner that ensures maximum degree of labeling without compromising antibody affinity or specificity. DyLight dyes offer several advantages such as brighter fluorescence, greater photostability, and pH independence.

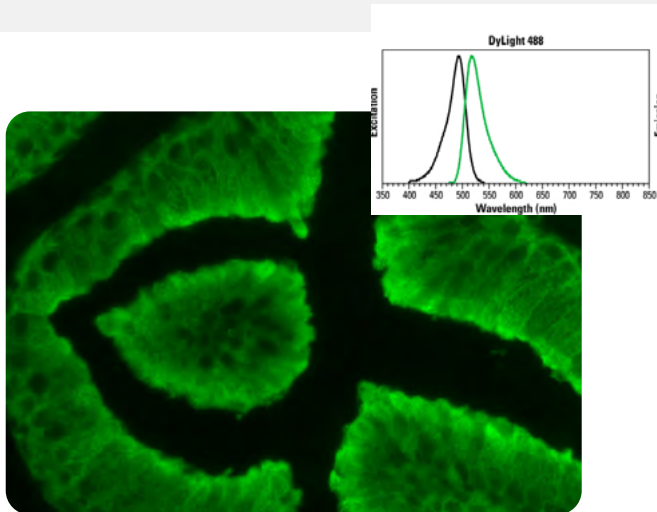
### Each VectaFluor R.T.U. Secondary Antibody Kit Includes:

- ✓ 15 ml pre-diluted, stabilized, ready-to-use VectaFluor DyLight Dye-labeled Secondary Antibody.
- ✓ 15 ml 2.5% Normal Horse Serum for blocking, RTU

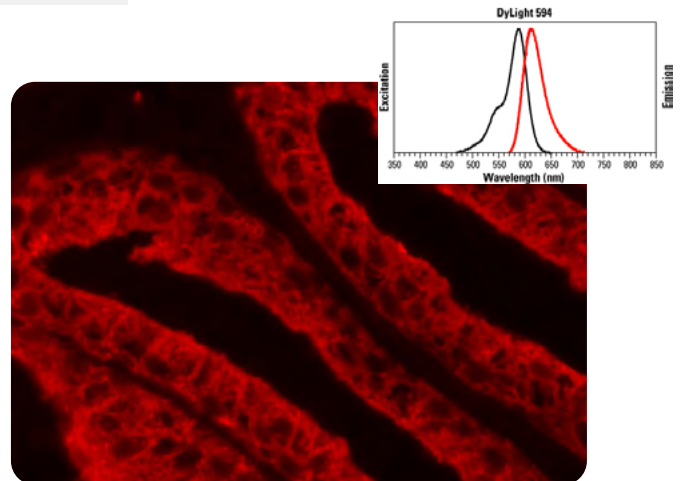
Each kit is sufficient to label approximately 150 tissue sections.



One step detection using VectaFluor DyLight conjugated secondary antibodies.



Prostate: Anti-PSA (goat polyclonal), VectaFluor DyLight 488 Anti-Goat IgG. Mounted in VECTASHIELD® HardSet™ Mounting Medium with DAPI.



Prostate: Anti-PSA (goat polyclonal), VectaFluor DyLight 594 Anti-Goat IgG. Mounted in VECTASHIELD HardSet Mounting Medium with DAPI.

### VectaFluor R.T.U. DyLight dye-labeled antibody conjugates:

Product	DyLight 488 (Green)	DyLight 594 (Red)
VectaFluor™ Anti-Rabbit IgG, made in horse	DI-1788	DI-1794
VectaFluor™ Anti-Mouse IgG, made in horse		DI-2794

For more information please visit

[vectorlabs.com](http://vectorlabs.com)

For research use only. Not intended for animal or human therapeutic or diagnostic use. ©2022 Vector Laboratories. All rights reserved. HardSet, VectaFluor, and VECTASHIELD are trademarks of Vector Laboratories, Inc. DyLight is a trademark of Pierce Biotechnology, Inc.

LIT3020.Rev00