

# Mucosal immunology



**Hycult<sup>®</sup>Biotech**

bringing innate immunity to the **next level**

*Available in Canada from...*

MJS  
**BioLynx**  
INC.

1-888-593-5969 • [www.biolynx.ca](http://www.biolynx.ca) • [tech@biolynx.ca](mailto:tech@biolynx.ca)



# Mucosal immunology

Hycult Biotech is a leading world-class manufacturer of research reagents in the field of innate immunity. We are a specialized partner in the development and manufacturing of assays, antibodies, proteins and peptides. With a focus on innate immunity, we pay special attention to products relating to antimicrobial peptides, complement, acute phase proteins, TLR, LPS and microbial toxins.

Mucosal immunology is the study of immune responses occurring in any surface that is in contact with the external environment. The intestines, respiratory tract and the urogenital tract all belong to the mucosal barrier. The mucosal immune system has three main functions: 1: it serves as the body's first line defense against pathogens, 2: it prevents systemic immune responses to commensal bacteria and food antigens, 3: it regulates appropriate immune responses to pathogens on a daily basis.

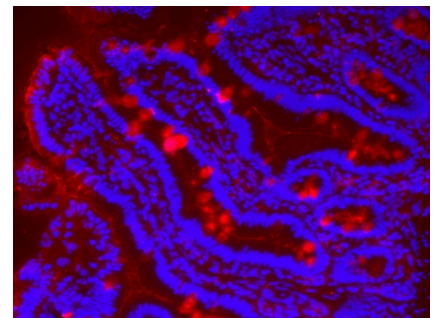
Validated ELISA kit sample types

<b>BF:</b> Bronchoalveolar fluid	<b>BM:</b> Breast milk
<b>CF:</b> Cerebrospinal fluid	<b>CS:</b> Cell culture supernatant
<b>F:</b> Feces	<b>P:</b> Plasma
<b>S:</b> Serum	<b>SP:</b> Sputum
<b>TH:</b> Tissue homogenate	<b>U:</b> Urine

ELISA kits for human		
Product name	Sample types	Cat. #
Azurocidin	P S SP	HK352
BPI	BF CS P WF	HK314
Calprotectin	F P S SP U	HK379
Calprotectin, Fecal	F	HK382
CRP	P S	HK358
Elafin (Trappin-2)	CS P S	HK318
Elastase	CS P	HK319
EndoCab®	CS P S	HK504-AGM
HNP1-3	CS P	HK317
I-FABP	CS P S U	HK406
Lactoferrin	BM CS F P U	HK329
LBP	CS P S	HK315
LL-37	CS P	HK321
MPO	CS P SP	HK324
NGAL	CS P U	HK330
Pentraxin 3	CS P	HK347
Proteinase 3	P S	HK384
RNase 7	BF CS P S U	HK371
SAA	P S U	HK333
SAP	CF P S U	HK331
SLPI	BF CS P S SP U	HK316
sMAdCAM-1	BM CS P S U	HK337
SP-D	BF CS P	HK335
sTNF-RII	CS P S	HK302

## Can't find the sample type you want for an ELISA kit?

Ask the support team to assist you with your research needs via [support@hycultbiotech.com](mailto:support@hycultbiotech.com)!



ZO-1 in human colon. Immunofluorescence with polyclonal antibody (Cat. # HP9056)

## Looking for other products related to mucosal immunology?

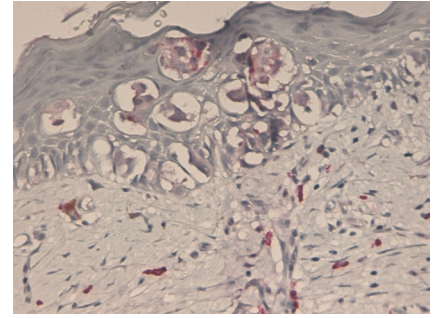
We have more than ten folders that highlight different segments of our portfolio, such as complement, TLR and LPS!

## How many tests would you like?

Almost all our ELISA kits are available in both a 1-plate and a 2-plate format!

## ELISA kits for other species

Product name	Species	Sample types	Cat. #
LBP	Mouse	CS P S	HK205
LBP	Various species	CS P S	HK503
MPO	Mouse	CS P TH	HK210
MPO	Rat	CS P TH	HK105
S100A9	Mouse	P S	HK214
SAP	Mouse	P S	HK215



Beta-3 integrin subunit in human melanoma. Staining of paraffin section with clone BV4 (Cat. # HM2035)

Validated antibody applications:

<b>F:</b> Frozen sections	<b>FC:</b> Flow cytometry
<b>FS:</b> Functional studies	<b>IA:</b> Immunoassay
<b>IF:</b> Immunofluorescence	<b>IP:</b> Immunoprecipitation
<b>P:</b> Paraffin sections	<b>W:</b> Western blot

## Want to try different antibodies?

Use the sampler pack (Cat. # HM8999) to find the best antibody for your specific setup!

## Antibodies to human

Product name	Clone	Applications	Cat. #
Alpha-1-antitrypsin	2C1	IA IP P W	HM2289
Alpha-1-antitrypsin	3C11	IA W	HM2358
Alpha-5 Integrin	NKI-SAM1	FC F	HM2126
Alpha-Catenin	1G5	FC IF IP W	HM2118
Alpha-V/Beta-3 Integrin	BV3	FC IA IF IP P	HM2034
Apoptotic Neutrophils	BOB93	FC W	HM2154
Azurocidin	z6718	F IF W	HM2312
Azurocidin	z6721	IA	HM2310
Azurocidin	z6733	IA	HM2311
Beta1 Integrin	BV7	FC FS IA IP W	HM2033
Beta-3 integrin subunit	BV4	F FS IA IP P W	HM2035
Beta-Catenin	9F2	FC IF IP W	HM2112
Beta-defensin 1	pAb	W	HP9059
Beta-defensin 2	pAb	IA P W	HP9057
BPI	3F9	IA	HM2041
BPI	4E3	FC FS IA	HM2170
BPI	4H5	IA	HM2042
BPI	pAb	IA IP	HP9022
Calprotectin	27E10	F FC IA IF IP P W	HM2156
CC16	AY1E6	F IA P W	HM2178
CD11b	Bear-1	F FC IP	HM2125
CD163	RM3/1	F FC FS IF IP W	HM2157
CD73	4G4	F FC FS IF IP W	HM2215
DC-SIGN	DCN47.5	FC FS	HM2209
Defensin 5	8C8	F IA W	HM2228
Desmoglein-1	27B2	F FC IF IP W	HM2113
Desmoglein-2	6D8	F IF IP W	HM2114
Desmoglein-3	5G11	IF IP P W	HM2115



**Antibodies to human**

Product name	Clone	Applications	Cat. #
E-FABP	pAb	IA P W	HP9030
Elafin	pAb	IA P W	HP9025
Elafin	TRAB2F	IA P W	HM2063
Elafin	TRAB2O	IA P W	HM2062
Elastase	265-3K1	IA W	HM2174
Elastase	pAb	IA	HP9027
E-selectin	ENA1	F FS IA IP	HM4001
E-selectin	ENA2	F FS IA IF	HM4003
Galectin-2	1H6	FC IA	HM2305
Galectin-2	H3F3D1	FC IA	HM2306
Galectin-3	B2C10	F FC FS IA P W	HM2186
Galectin-8	106.1	FC FS IA	HM2278
HNP1-3	D21	F FC FS IA IF IP P W	HM2058
ICAM-1	HM.1	IA IF	HM4004
ICAM-1	HM.2	F FC IA IF IP P	HM2104
ICAM-1	pAb	F IA IP W	HP9018
I-FABP	pAb	IA W	HP9020
IFN-gamma	F12	F FS IA IP	HM2003
IFN-gamma	F14	F IA IP	HM2004
IFN-gamma	pAb	F FS IA W	HP9019
IL-10	pAb	F FS IA IF P W	HP9016
IL-1ra3	2D11	F IA W	HM2055
IL-1RII	6G5	IA	HM2054
IL-1RII	8.5	FC IA W	HM2053
IL-1RII	pAb	IA	HP9007
IL-2	pAb	FS IA IP W	HP9004
IL-6	5E1	FS IA IP W	HM2001
IL-6	pAb	FS IA P W	HP9005
IL-8	pAb	FS IA IP W	HP9006
IL-FABP	pAb	IA W	HP9031
Integrin alpha-IIb (CD41)	Q90	F P W	HM2343
JAM-A	BV16	F FC IF IP W	HM2098
JAM-A	M.Ab.F11	FC FS IA IF IP P W	HM2099
JAM-A, domain 1	pAb	FC P W	HP9041
JAM-A, domain 2	pAb	FC P W	HP9042
Lactoferrin	265-1K1	F IA W	HM2173
Lactoferrin	pAb	IA IP W	HP9034
LBP	1C7	FS IA IP	HM2044
LBP	6G3	FS IA IP	HM2043
LBP	pAb	IA IP W	HP9023
LL-37/CAP-18	1-1C12	IA IF P W	HM2071
LL-37/CAP-18	3D11	FS IF P W	HM2070
Macrophages mature	25F9	F FC P W	HM2158
MAdCAM-1	314G8	F FS IA P W	HM2207
MCP-1	MNA1	F FC FS IA IP P W	HM2011

**Antibodies to human**

Product name	Clone	Applications	Cat. #
MCP-1	pAb	F FS IA IP W	HP9009
MPO	266-6K1	IA W	HM2164
MPO	pAb	F IA P	HP9048
MRP-14	1H9	FC IA W	HM2176
MRP-8	7C12/4	FC IA W	HM2175
NGAL	697	IA IF	HM2193
NOD1	2A10	F IF IP W	HM2290
NOD2	hNOD2.017	F IA IP P W	HM2291
Occludin	pAb	F IF W	HP9047
PECAM-1	BV8	FC IA IF IP	HM2039
Plakoglobin	15F11	IF IP W	HM2116
PLVAP	174/2	F FC IF IP W	HM2214
Pro SP-C	pAb	F P W	HP9050
Proteinase 3	PR3G-2	FC FS IA W	HM2172
Proteinase 3	WGM2	F FC FS IA IF IP P W	HM2171
RNase 7	3C2	IA P W	HM2316
RNase 7	4F9	F IA P W	HM2317
SAA-1	Reu86.1	F IA P W	HM2100
SAP	pAb	F IA IP P W	HP9055
SIRL-1	1A5	FC FS IP W	HM2309
SLPI	31	F IA IP P W	HM2037
SLPI	pAb	IA IP W	HP9024
SP-B	pAb	F IA P W	HP9049
SPLUNC1	5F5B12	F IA IF W	HM2314
SPLUNC1	5F5G1	F IA IF W	HM2315
TNF-alpha	4H31	F FC FS IA IP W	HM2009
TNF-alpha	52B83	F FC W	HM2010
TNF-alpha	5N	FS IA	HM2218
TNF-alpha	pAb	FC FS IA W	HP9001
TNF-alpha	T1	FC FS IA W	HM2024
TNF-alpha	T3	FC IA IP W	HM2026
TNF-RI	H398	F FC FS IA IP W	HM2020
TNF-RI	MR1-2	F FC FS IA	HM2005
TNF-RI	pAb	FS IA IP W	HP9002
TNF-RII	80M2	FC FS IA IF IP	HM2022
TNF-RII	MR2-1	F FC FS IA IF IP W	HM2007
TNF-RII	pAb	FC FS IA IP W	HP9003
VAP-1	174-5	F FC FS IF	HM2213
VCAM-1	1G11B1	F FC FS IF IP	HM4006
VE-Cadherin	BV9	F FC FS IA IF IP W	HM2032
Vitronectin	BV1	FC IA IF IP W	HM2036
ZO-1	pAb	FC IF	HP9056
ZO-1, alpha-	pAb	F IF P W	HP9045
ZO-1, alpha+	pAb	F FC IF P W	HP9044
ZO-2	pAb	F IF W	HP9046

**Antibodies to mouse**

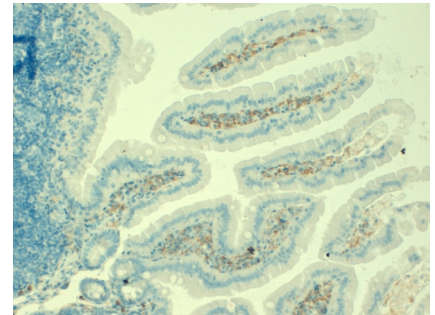
Product name	Clone	Applications	Cat. #
Dectin-1	2A11	F FC FS IP	HM1067
Endomucin	V.7C7.1	F FC IA IF IP P W	HM1108
IFN-alpha	F18	FC FS IA W	HM1001
IFN-gamma	F1	FS IA IP	HM1003
IFN-gamma	F3	FS IA IP	HM1002
IL-1RI	D14e3	W	HM1025
IL-1RI	D1f3	FS W	HM1024
IL-1RI	Reg20	IA IP W	HM1023
IL-1RI	Reg21	FS IA IP W	HM1022
IL-6	MP5-20F3	FS IA IP	HM1004
IL-6	MP5-32C11	FS IA IP W	HM1005
IL-6	pAb	FS IA W	HP8008
IL-FABP	pAb	IA P W	HP8011
JAM-A	BV12	FC IF IP W	HM1050
JAM-C	19H36	F FC IA IP	HM1056
JAM-C	CRAM-18F26	F FC FS IA IP	HM1057
Lactoferrin	1A10	FC IA	HM1132
Lactoferrin	1E4	IA	HM1133
LBP	M330-19	FS IA	HM1026
LBP	RR433-8	FS IA W	HM1027
LPLUNC1	pAb	IF P W	HP8044
Macrophages F4/80	BM8	F FC P W	HM1066
MCP-1	ECE.2	F W	HM1019
MD-1	MD113	FC FS IF	HM1040
Monocytes/Macrophages	ER-HR3	F FC P	HM1088
MPO	8F4	F FC IA IF	HM1051
MPO	B7	F FC IA W	HM1135
Nectin-2	502-57	F FC IA IP W	HM1052
Nectin-3	103-A1	F FC FS IA IF IP	HM1053
Neutrophils	NIMP-R14	F FC FS IA P	HM1039
PECAM-1	ER-MP12	F FC IA IP P W	HM1084
PECAM-1	MEC7.46	F FC IF IP P	HM1013
Pentraxin 3	2C3	FC FS IA IF IP W	HM1130
Pentraxin 3	6B11	F FC FS IA W	HM1131
S100A9	MU14-2A5	F FS IA IF P W	HM1102
SAP	pAb	F IA IP P W	HP8039
SPLUNC1	pAb	P W	HP8043
TNF-alpha	pAb	F FC FS IA P W	HP8001
TNF-alpha	V1q	FC FS	HM1021
TNF-RI	55R-170	FC FS IA IP	HM1097
TNF-RI	HM104	F FC IA IP	HM1009
TNF-RII	HM102	F FC FS IA IP W	HM1011
TNF-RII	pAb	FC FS IA IP W	HP8003
VAP-1	7-88	F FC FS IF IP	HM1094
VCAM-1	6C7.1	F FC FS IF IP	HM1107

## Antibodies for other species

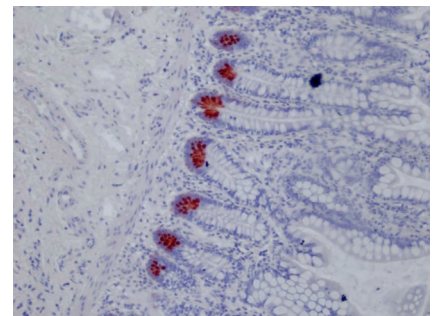
Product name	Species	Clone	Applications	Cat. #
CD163	Rat	ED2	F FC IF IP P W	HM3025
IFN-gamma	Rat	pAb	F FS IA W	HP8007
Lactoferricin	Bovine	5F12.1.2	IA W	HM4012
Lactoferrin	Bovine	a-bC-lobe	IA P W	HM4013
Lactoferrin	Bovine	pAb	IA IP W	HP7001
MPO	Rat	2D4	FC IA	HM3030
MPO	Rat	B7	FC F IA W	HM3039
Neutrophil defensin 5	Rabbit	R3	F FC IA W	HM4008
Nitrotyrosine	N/A	HM.11	F IA P W	HM5001
Shigatoxin 1	N/A	13C4	FS IA W	HM6007
Shigatoxin 2	N/A	11E10	FS IA W	HM6008
SP-B	Pig	pAb	IA W	HP7002
SP-D	Rat	IIIH3	IA P W	HM3022
SP-D	Rat	IVG8	IA P W	HM3024
SP-D	Rat	VIF9	IA P W	HM3023

## Proteins and peptides

Product name	Species	Cat. #
Alpha-defensin 6, Peptide	Human	HC2137
Calprotectin, Rec.	Human	HC2120
Cathepsin G, Peptide	Human	HC2138
CRAMP, Peptide	Mouse	HC1106
E-FABP, Recombinant	Mouse	HC1105
Elafin, Recombinant	Human	HC4011
HNP-1, Peptide	Human	HC2134
HNP1-3, Natural	Human	HC4014
HNP-2, Peptide	Human	HC2135
HNP-3, Peptide	Human	HC2136
IFN-alpha, Recombinant	Mouse	HC1040
IFN-beta, Recombinant	Mouse	HC1050
IFN-gamma, Rec.	Human	HC2030
IFN-gamma, Rec.	Mouse	HC1020
IFN-gamma, Rec.	Rat	HC3010
LBP, Peptide	Human	HC4030
LBP, Purified, Natural	Human	HC4010
LL-37, Peptide	Human	HC4013



Macrophages in mouse colon. Staining of paraffin section with clone BM8 (Cat. # HM1066)



Defensin 5 in human ileum tissue. Staining of paraffin section with clone 8C8 (Cat. # HM2228)

## Need a custom formulation?

Ask us and we will advise you on the possibilities!

## Product in bulk quantity?

Contact us for a customized quotation!



## What we stand for


- Original manufacturer
- > 20 years experience
- Support within one working day
- Innate immunity focus
- Reliable and robust
- Scientific drive

Hycult Biotech, bringing innate immunity to the **next level**



[www.hycultbiotech.com](http://www.hycultbiotech.com)

Hycult Biotech  
is distributed by:



**1-888-593-5969**

**[www.biolynx.ca](http://www.biolynx.ca) • [tech@biolynx.ca](mailto:tech@biolynx.ca)**

Even though the information provided is verified and believed to be accurate, there is always a chance that it is imprecise or may be outdated. Please make sure to visit our website for the most recent product information or contact us in case you have any questions or comments.